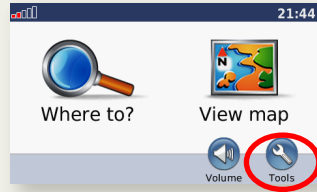


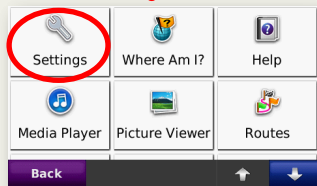
Switching maps in a Garmin nuvi...

In order for PatchMap to work correctly it's important to turn off the Garmin City Navigator map, otherwise the Advanced Search will not work and there could be errors in routing. If you want to search a street address or an urban point of interest then simply switch the Garmin map back on.

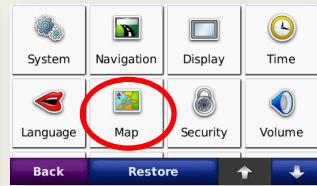
1 Choose "Tools"



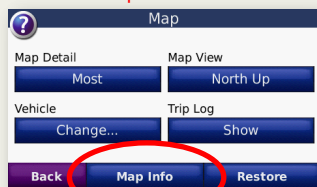
2 Choose Settings



3 Choose Map



4 Choose Map Info



5 Toggle the maps on or off



patchmap
GPS maps for the Oilpatch

Users Guide


skybase.ca
SKYBASE MAPPING | PatchMap
BushMap
AgMap

Searching for a wellsite, LSD or 1/4 section using a Garmin hand-held GPS...

1 Press the "Find" button



2 Select All POIs



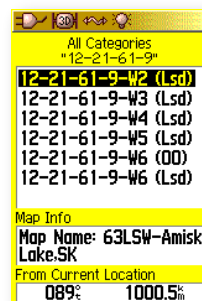
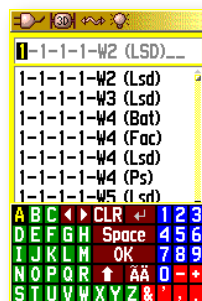
3 Press the "Menu" button



4 Select Find by Name



5 Start typing your LSD. When the location is narrowed down then you can select the desire location



6 Press Enter, to view well info and calculate route

