

**DAKOTA**  **LITHIUM**

**MARINE 4**

**LiFePO4 ON-BOARD BATTERY CHARGER**

OPERATION MANUAL

## FOR CHARGING 12V BATTERIES INDIVIDUALLY


(10A MAXIMUM CHARGING CURRENT PER BATTERY, UP TO 4 MAY BE CONNECTED)

1. Ensure the charger is not powered.
2. Connect a 12V battery to one set of paired charger leads.
3. If more 12V batteries are ready to charge, repeat Step 2 with other available charger leads.
4. Ensure any unused pairs of charger leads cannot short circuit. (Keep the metal ring terminal connectors from contacting)
5. Power the charger. Charger leads that are charging a battery will show a red LED. Charger leads that are not charging or have finished charging will show a green LED.
6. When finished charging, disconnect the charger power, then disconnect the charger leads from the batteries.

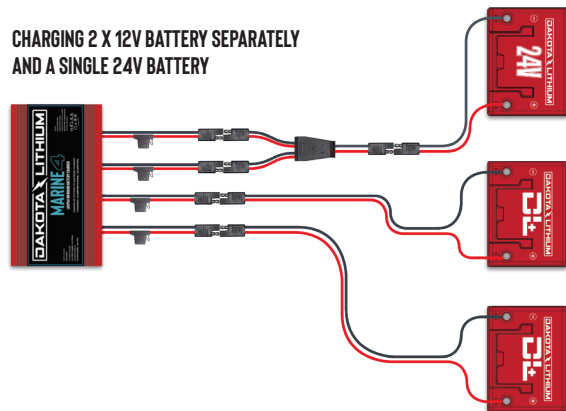
## FOR CHARGING ONE 12V BATTERY AT HIGHER THAN 10A CURRENT

1. Ensure the charger is not powered.
2. Connect more than one set of charger leads to the 12V battery's terminals. 2 sets of leads will charge the battery at ~20A, 3 sets will charge at ~30A, and all 4 sets will charge the battery at ~40A. Ensure that the charging current is within the battery's rated maximum. Double-check that only red charger leads are connected to the + terminal and only black charger leads are connected to the - terminal.
3. Ensure any unused pairs of charger leads cannot short circuit. (Keep the metal ring terminal connectors from contacting)
4. Power the charger. Charger leads that are charging a battery will show a red LED. Charger leads that are not charging or have finished charging will show a green LED.
5. When finished charging, disconnect the charger power, then disconnect the charger leads from the batteries.

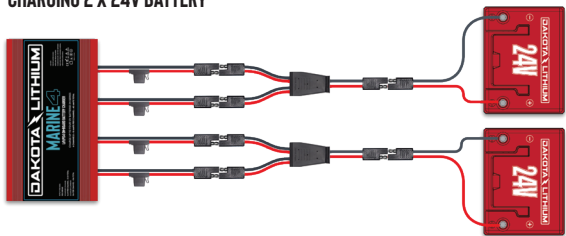
CHARGING 4 X 12V BATTERIES -  
EACH CHARGING SEPARATELY



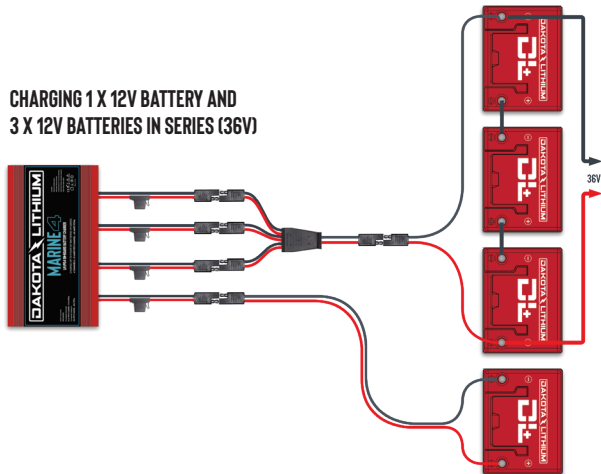
CHARGING 2 X 12V BATTERY SEPARATELY  
AND A SINGLE 24V BATTERY



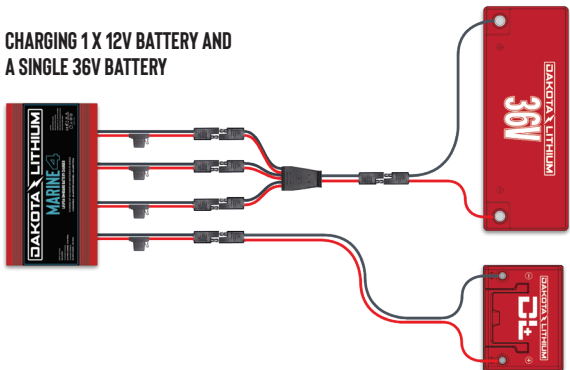
CHARGING 2 X 24V BATTERY



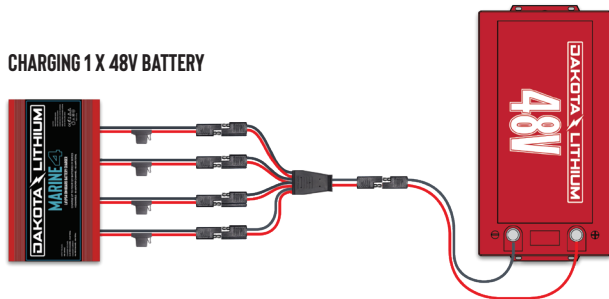
CHARGING 1 X 12V BATTERY AND  
3 X 12V BATTERIES IN SERIES (36V)



CHARGING 1 X 12V BATTERY AND  
A SINGLE 36V BATTERY



CHARGING 1 X 48V BATTERY





**CONTACT INFORMATION:**

SALES: 1.855.743.3279 [sales@dakotalithium.com](mailto:sales@dakotalithium.com)

SUPPORT: [support@dakotalithium.com](mailto:support@dakotalithium.com)

225 SOUTH LUCILE STREET  
SEATTLE WASHINGTON 98108

**DAKOTALITHIUM.COM**



100% COBALT & CONFLICT MINERAL FREE